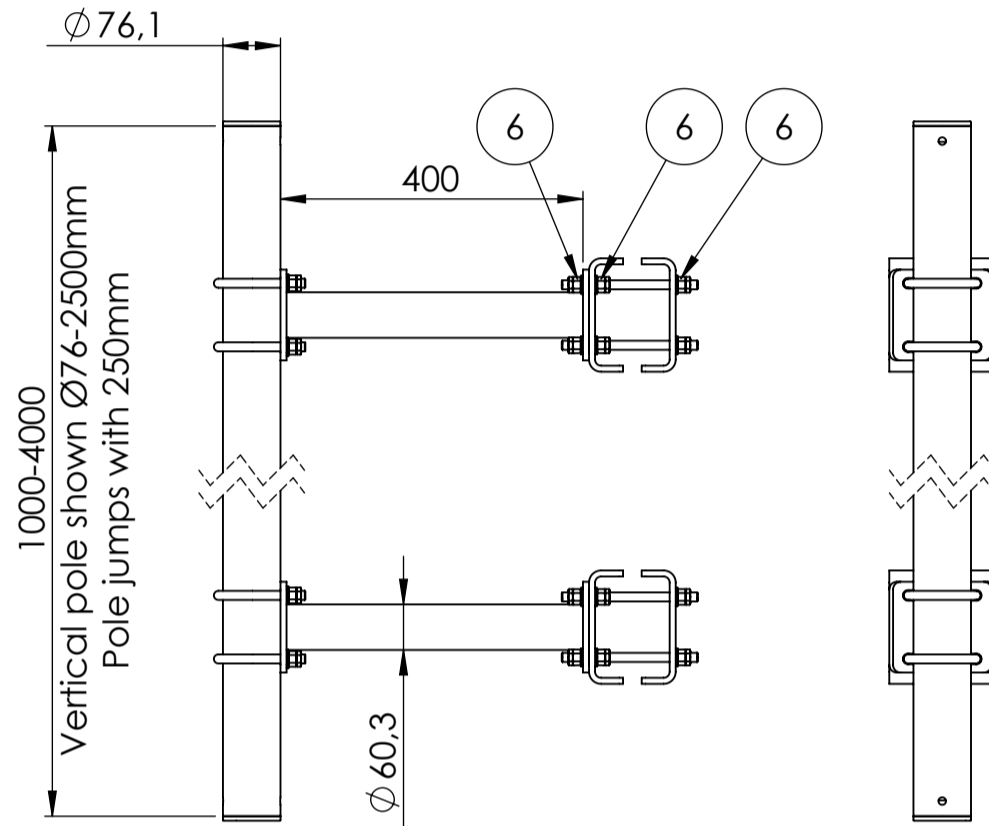

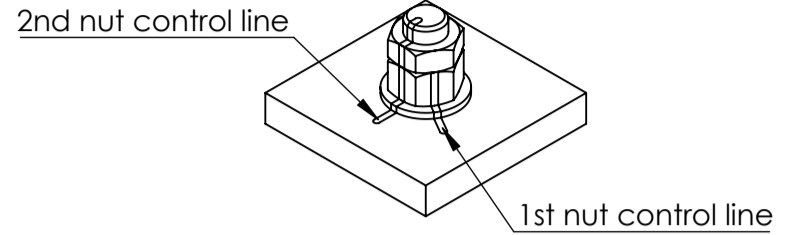


**Installation:**

1st nut should be spanned with 40 - 45Nm.  
 2nd nut should shall be brought at least to a snug-tight condition, with special care being given to avoid over-tightening.  
 Nut-marking should be made acc. to figure after torque.

**Maintenance:**

Visual inspection of bolt torque and any loose items is made 1 year after installation, and afterwards every 5th year.  
 Check if the marking from bolt torque is still straight.  
 Check if the corrosion protection system is satisfactory.  
 Any findings must be repaired as soon as possible.



Basic wind  $V_{b,0} = 27 \text{ m/s}$   
 Terrain class  $TC = 1$   
 Max height of installation = 70m

Max loads per 1 mount pole from equipment: 150kg,  $C_xA=1.6\text{m}^2$

ITEM NO.	PART NUMBER	DESCRIPTION	QTY.
2	CB-Ø25-35 300	C bracket Ø25-35	4
3	CVB_H400	Horizontal pole for C and V bracket - Vertical Ø60,3-76,1	2
4	U-bolt M12 C-C = 90		4
5	Washer ISO 7089 - 12		32
6	ISO - 4032 - M12 - W - N		32
7	ISO - 4035 - M12 - N		32
8	M12x180 DIN976	Horizontal pole bracket pin-bolts	8
9	Pole Ø76-2500	Vertical pole Ø76,1 - length: 2500	1
10	GL 76x1.6-4	tubular legs for Ø76,1	2

Rev.:	Int.:	Date:	Comment		
Customer.:					
Subjekt.:		Antenna offset f. Ø25-35 with fixed pole			
Date.:	24-06-2020	Production no.:	Scale.:	1:10	Format:A3
Order no.:		Calculation:	Int.:	SP/MRF	Projection:
Drawing. No.:	CB-Ø25-35 H400	Note.:			
Tolerance: DS/EN 1090-2 DS/ISO 2768-2-L					